




CAR II ZAHA HADID ARCHITECTS




CAR II ZAHA HADID ARCHITECTS




CAR II ZAHA HADID ARCHITECTS





CAR II ZAHA HADID ARCHITECTS




CAR II ZAHA HADID ARCHITECTS




CAR II ZAHA HADID ARCHITECTS




CAR II ZAHA HADID ARCHITECTS



CAR II ZAHA HADID ARCHITECTS






CAR II ZAHA HADID ARCHITECTS








CAR II ZAHA HADID ARCHITECTS




RIM STUDIES




CAR II ZAHA HADID ARCHITECTS






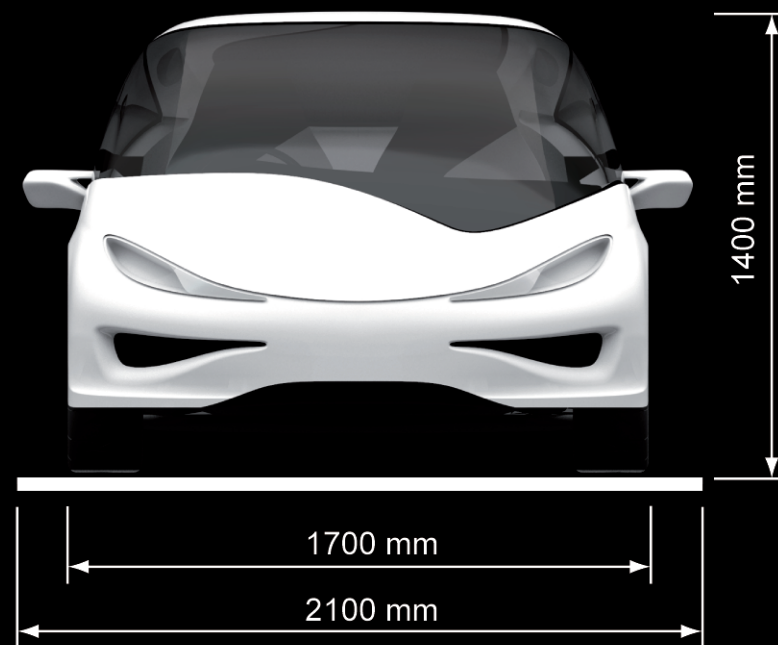










SPECIFICATIONS

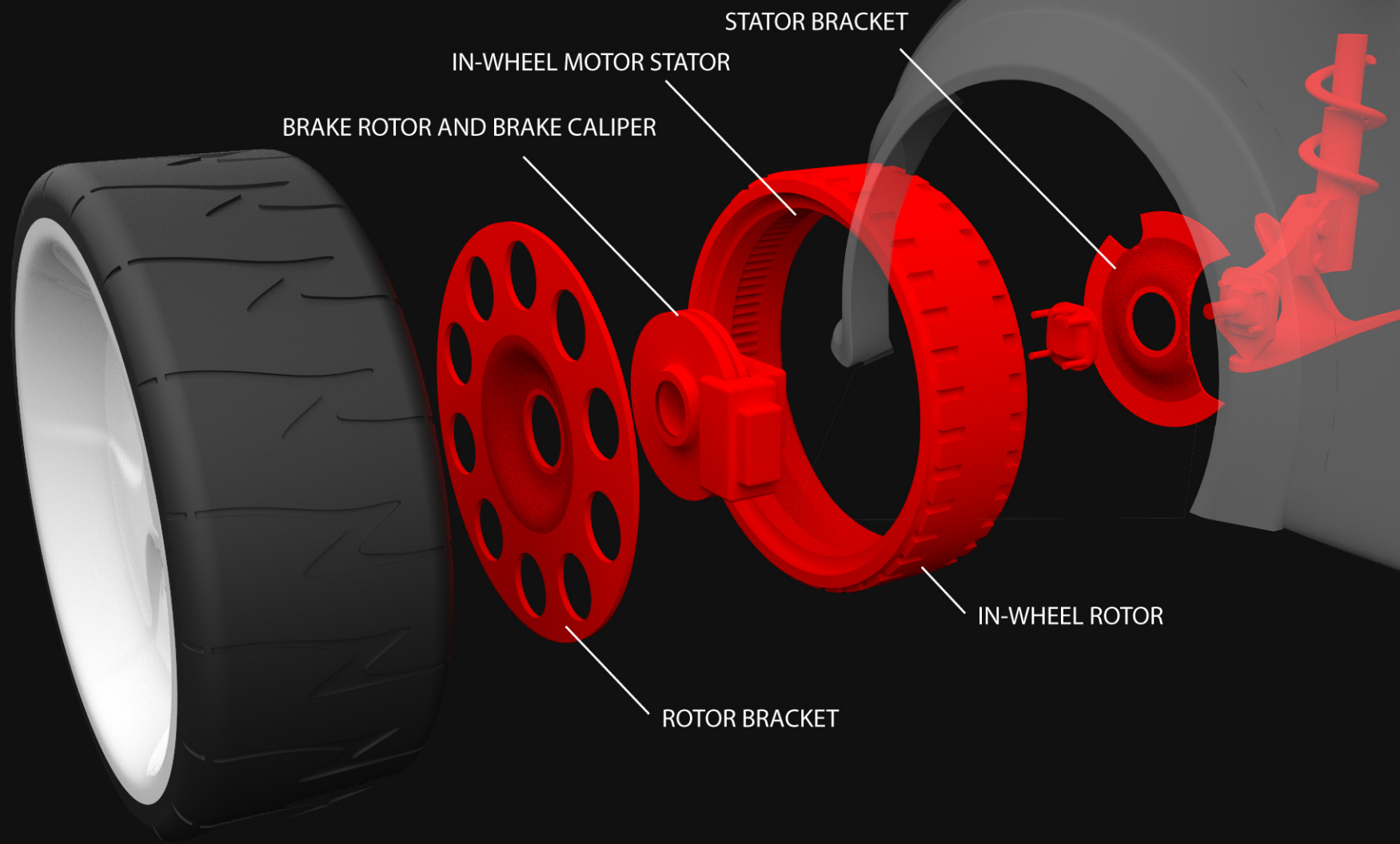
CAR II ZAHA HADID ARCHITECTS





 BATTERY
 IN-WHEEL MOTOR

CAR II ZAHA HADID ARCHITECTS



Specification (based on Mitsubishi Lancer Evolution MIEV)

Length	4490 mm
Width	1770 mm
Height	1450 mm
Wheelbase	2650 mm
Curb weight	1590 kg
Max. speed	180 km/h
Crusing range / charge (10-15 driving pattern)	250 km

Motor

Type	Permanent magnetic synchronous
Maker	Toyo Denki Seizo K.K.
Max. output	50 kW
Max. torque	518 Nm
Max speed	1500 rpm
Dimensions	445 mm (dia.) x 134 mm
No. fitted	4

Battery system

Type	Lithium-ion
Maker	GS Yuasa Corporation
Capacity	95 Ah
Voltage	14.8 V
L x W x H	388 mm x 175 mm x 116 mm
No. of modules	24
Controller	Inverter
Drive	4WD
Tires	255/30ZR20